



SIRIUS SOFT STARTER, SIZE S00, 3.6A,
1.5KW/400V, 40 DEGREES, 200-480V AC, 24V AC/DC,
SCREW TERMINALS

General technical data:

product brand name		SIRIUS
Product feature		
• integrated bypass contact system		Yes
• Thyristors		Yes
Product function		
• Intrinsic device protection		No
• motor overload protection		No
• Evaluation of thermistor motor protection		No
• External reset		No
• Adjustable current limitation		No
• inside-delta circuit		No
Product component Motor brake output		No
Equipment marking acc. to DIN EN 61346-2		Q
Equipment marking acc. to DIN 40719 extended according to IEC 204-2 acc. to IEC 750		G

Power Electronics:

Product designation		soft starters for standard applications
Operating current		
• at 40 °C Rated value	A	3.6
• at 50 °C Rated value	A	3.3
• at 60 °C Rated value	A	3
Mechanical power output for three-phase motors		
• at 230 V		

— at standard circuit at 40 °C Rated value	W	700
• at 400 V		
— at standard circuit at 40 °C Rated value	W	1 500
yielded mechanical performance [hp] for three-phase AC motor at 200/208 V at standard circuit at 50 °C Rated value	metric hp	0.5
Operating frequency Rated value	Hz	50 ... 60
Relative negative tolerance of the operating frequency	%	-10
Relative positive tolerance of the operating frequency	%	10
Operating voltage at standard circuit Rated value	V	200 ... 480
Relative negative tolerance of the operating voltage at standard circuit	%	-15
Relative positive tolerance of the operating voltage at standard circuit	%	10
Minimum load in % of I _M	%	10
Continuous operating current [% of I _e] at 40 °C	%	115
Active power loss at operating current at 40 °C during operation typical	W	0.25

Control electronics:

Type of voltage of the control supply voltage		AC/DC
Control supply voltage frequency 1 Rated value	Hz	50
Control supply voltage frequency 2 Rated value	Hz	60
Relative negative tolerance of the control supply voltage frequency	%	-10
Relative positive tolerance of the control supply voltage frequency	%	10
Control supply voltage 1 with AC		
• at 50 Hz Rated value	V	24
• at 60 Hz Rated value	V	24
Relative negative tolerance of the control supply voltage with AC at 60 Hz	%	-20
Relative positive tolerance of the control supply voltage with AC at 60 Hz	%	20
Control supply voltage 1 for DC Rated value	V	24
Relative negative tolerance of the control supply voltage for DC	%	-20
Relative positive tolerance of the control supply voltage for DC	%	20
Display version for fault signal		red

Mechanical data:

Size of engine control device		S00
Width	mm	45
Height	mm	95

Depth	mm	150
Mounting type		screw and snap-on mounting
mounting position		With vertical mounting surface +/-10° rotatable, with vertical mounting surface +/- 10° tiltable to the front and back
Required spacing with side-by-side mounting		
• upwards	mm	60
• at the side	mm	15
• downwards	mm	40
Installation altitude at height above sea level	m	5 000
Cable length maximum	m	300
Number of poles for main current circuit		3

Connections/ Terminals:

Type of electrical connection		
• for main current circuit		screw-type terminals
• for auxiliary and control current circuit		screw-type terminals
Number of NC contacts for auxiliary contacts		0
Number of NO contacts for auxiliary contacts		1
Number of CO contacts for auxiliary contacts		0
Type of connectable conductor cross-section for main contacts for box terminal using the front clamping point		
• solid		2x (1 ... 2.5 mm ²), 2x (2.5 ... 6 mm ²)
• finely stranded with core end processing		2x (1.5 ... 2.5 mm ²), 2x (2.5 ... 6 mm ²)
Type of connectable conductor cross-section for AWG conductors for main contacts for box terminal		
• using the front clamping point		2x (16 ... 10)
Type of connectable conductor cross-section for auxiliary contacts		
• solid		2x (0.5 ... 2.5 mm ²)
• finely stranded with core end processing		2x (0.5 ... 1.5 mm ²)
Type of connectable conductor cross-section for AWG conductors		
• for auxiliary contacts		2x (20 ... 14)
• for auxiliary contacts finely stranded with core end processing		2x (20 ... 16)

Ambient conditions:

Ambient temperature		
• during operation	°C	-25 ... +60
• during storage	°C	-40 ... +80
Derating temperature	°C	40
Protection class IP		IP20

Certificates/ approvals:

General Product Approval	EMC	Test Certificates
--------------------------	-----	-------------------



[Type Test Certificates/Test Report](#)

other

[other](#)

[Environmental Confirmations](#)

[Declaration of Conformity](#)

UL/CSA ratings:

yielded mechanical performance [hp] for three-phase AC motor		
<ul style="list-style-type: none"> at 220/230 V <ul style="list-style-type: none"> at standard circuit at 50 °C Rated value 	metric hp	0.5
<ul style="list-style-type: none"> at 460/480 V <ul style="list-style-type: none"> at standard circuit at 50 °C Rated value 	metric hp	1.5
Contact rating of the auxiliary contacts acc. to UL		B300 / R300

Further information

Information- and Downloadcenter (Catalogs, Brochures,...)

<http://www.siemens.com/industrial-controls/catalogs>

Industry Mall (Online ordering system)

<http://www.siemens.com/industrymall>

Cax online generator

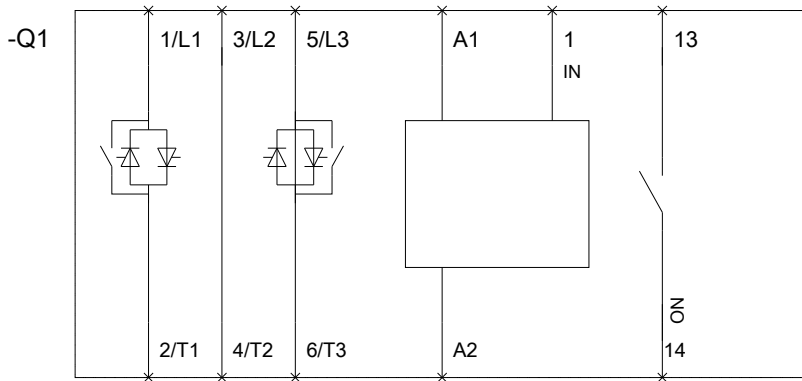
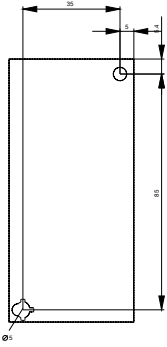
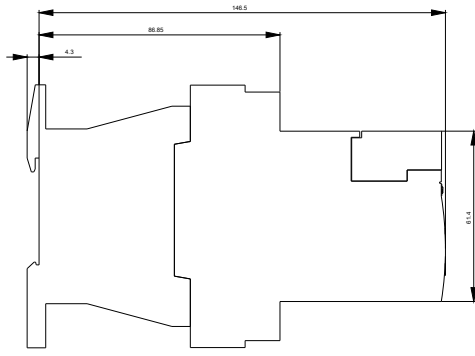
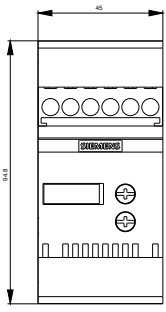
<http://support.automation.siemens.com/WW/CAXorder/default.aspx?lang=en&mlfb=3RW30131BB04>

Service&Support (Manuals, Certificates, Characteristics, FAQs,...)

<https://support.industry.siemens.com/cs/ww/en/ps/3RW30131BB04>

Image database (product images, 2D dimension drawings, 3D models, device circuit diagrams, EPLAN macros, ...)

http://www.automation.siemens.com/bilddb/cax_de.aspx?mlfb=3RW30131BB04&lang=en



last modified:

27.04.2015